












# Text Coding / Annotation Symbols

[www.mrdclassroom.com](http://www.mrdclassroom.com)

Symbol	When to use it	After Marking
	Circle <b>words</b> or <b>phrases</b> you do not understand	What do you think the word means based upon the context?
	Underline the <b>thesis</b> / <b>main idea</b> of the text	Restate in your own words what is the author's purpose.
	When you <b>agree</b> with what you are reading.	Explain why you agree with this section of your reading.
	When you <b>disagree</b> with what you are reading.	Explain why you disagree with this section of your reading.
	When something you are reading raises a <b>question</b> for you.	Write the question that you have from the reading.
	When you are really <b>confused</b> and the reading does not make sense.	Why does this section confuse you? Why does it <u>not</u> make sense?
	When you think that something in the reading is very <b>important</b> even if you aren't sure why yet; key concepts.	Summarize the information in your own words.
	Wow or Aha! When something in the reading is <b>new</b> and <b>interesting</b> to you.	Summarize what and/or why you found this section interesting.
	<b>Connects</b> with something else I know about.	Explain what you already knew that this section connected with.
	Number the author's <b>arguments, important ideas</b> or <b>key details</b>	Restate the author's arguments, ideas, or points in your own words.
	<b>Examples</b> or <b>Evidence</b> provided by the author	Which argument, idea, or point does this example / evidence apply to?